

NES-QC-USA ★

# KICK KICK KICK KICK

# CUBICLE

INSTRUCTION BOOKLET





## PRECAUTIONS

1. This is a high-precision game. It should not be stored in places that are very hot or cold. Never hit or drop it. Do not take it apart.
2. Avoid touching the connectors. Do not get them wet or dirty. Doing so may damage the Game Pak.
3. Do not clean with benzene, paint thinner, alcohol, or other solvents.

**Nintendo recommends against using a rear projection television with your NES as image retention on the screen may occur.**

***Thank You***  
***For selecting***  
***"Kickle Cubicle"™***  
***Game Pak For***  
***your Nintendo***  
***Entertainment***  
***System.®***

This official seal is your assurance that Nintendo® has reviewed this product and that it has met our standards for excellence in workmanship, reliability and entertainment value. Always look for this seal when buying games and accessories to ensure complete compatibility with your Nintendo Entertainment System®.



This game is licensed by Nintendo® for play on the

**Nintendo**

**ENTERTAINMENT**  
**SYSTEM®**

Nintendo® and Nintendo Entertainment System® are trademarks of Nintendo of America Inc.



# TABLE OF CONTENTS

<b>STORY</b> .....	<b>4</b>
<b>HOW TO USE THE CONTROLLER</b> .....	<b>5</b>
<b>HOW TO PLAY</b> .....	<b>6</b>
<b>CONTINUE/PASSWORD</b> .....	<b>7</b>
<b>STAGES</b> .....	<b>8</b>
<b>ENEMIES</b> .....	<b>10</b>
<b>ITEMS</b> .....	<b>12</b>
<b>OBJECTS</b> .....	<b>13</b>
<b>SPECIAL TECHNIQUES</b> .....	<b>14</b>
<b>KICKLE'S DIARY</b> .....	<b>16</b>





# STORY

"Help me Kickle!" a small voice cried, "Help me!" Suddenly, he awoke. Running to his window he looked out. The people were gone, and the Fantasy Kingdom was covered in ice. The Wicked Wizard King had turned the Four Lands of the Kingdom to a cold world of ice, hiding their four beautiful palaces. He had taken the people, and locked them in Dream Bags where they slept in a dreamless slumber. Only Kickle remained in the world of frost. He thought of the voice, and knew that somewhere he had heard it before . . . it was the voice of Princess Mira! He knew that she was somewhere, out in the cold. Somehow, Kickle realized that the Fantasy Kingdom depended on him and his special power. So Kickle set out, armed with his freezing breath. He would turn the invaders to ice, then turn them on their evil master the Wicked Wizard King! Join this unlikely hero on his quest to rescue his Kingdom from this most puzzling and petrifying predicament.

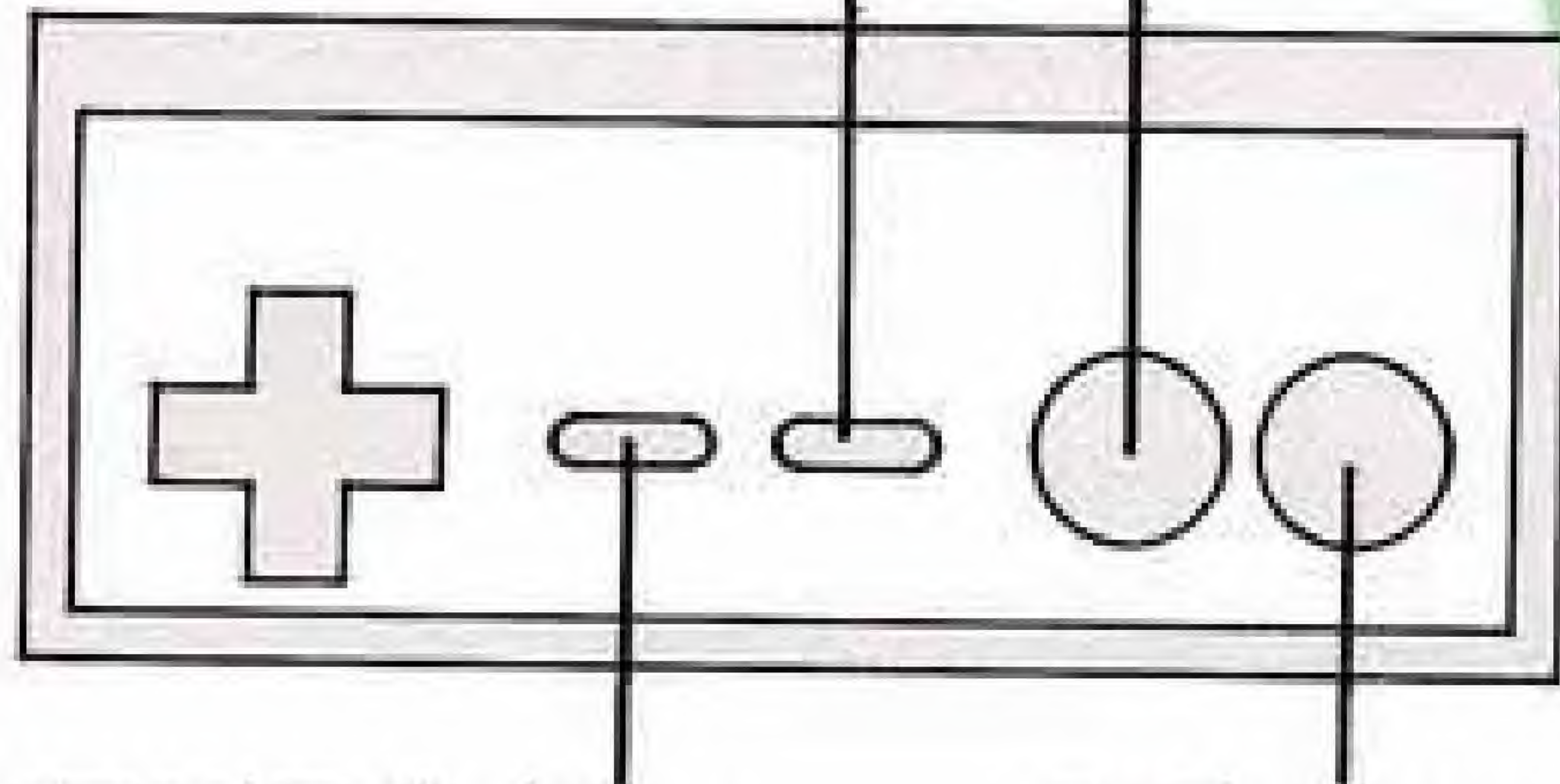




# HOW TO USE THE CONTROLLER

**SELECT Button**

**A Button**



**START Button**

**B Button**

**A Button**

Makes or removes ice pillars. Enters Password.

**B Button**

Freezes enemies. Moves frozen enemies and hammers.

**START Button**

Starts the game and enters your Password. Used to Pause game during play.

**SELECT Button**

Selects between START or PASSWORD on title screen. Eliminates Kickle, when trapped on a stage.



## CONTROL PAD

**LEFT**

Moves Kickle left.

**RIGHT**

Moves Kickle right.

**UP**

Moves Kickle up.

**DOWN**

Moves Kickle down.



# HOW TO PLAY

Kickle must save the people of the Fantasy Kingdom. They are trapped in the red Dream Bags on each stage. He must collect all the Dream

Bags on each stage in order to complete it. Good luck!

## GAME PLAY SCREEN

### SCORE

Kickle's total points.



### TIME

Time limit to complete stage.

### LIFE

Number of Kickles remaining.

ZZZZ...





# CONTINUE

You have two options presented to you after losing your last Kickle. You may continue to play by selecting "CONTINUE" and pressing the START Button, or you may select "PASSWORD" and obtain a Password to keep your position. You may continue as many times as you like. Obtain a Password when you're ready to stop playing for the day.



# PASSWORD

Your Password is the way to return to the last level that you were playing Kickle Cubicle. Carefully record your Password. Write the characters down clearly. It is often a good idea to keep more than one copy of your Password, in case one is lost. To obtain your Password, select "PASSWORD" and press START. Write down the Password. The next time you play, select "PASSWORD" and re-enter your Password to return to a past game.





# STAGES

Kickle must work his way through the Four Lands of the Fantasy Kingdom, save the people, and find the hidden palaces. If you help Kickle

succeed with this puzzling quest, a special game will be your reward.

## GARDEN LAND



KOKE



The big bird is bad, and he's after you. Be careful!

## FRUIT LAND



PIRO



He is the Lord of Fruit Land now. Can you take it back?



# CAKE LAND



KAPAN



Faster and much stronger than previous Bosses. Prepare yourself.

# TOY LAND



WICKED WIZARD KING



The Master of Evil himself. He can easily surprise you. Be strong Kickle!

# STRIKER

When you're out of time Striker will appear and come after you. It's possible to dodge him for a moment, but not forever.



Mmmmm...





# ENEMIES

**NOGGLES MR. HOOPLE SPARKY**



Changes to an ice cube.



Tries to get in the way.



Runs up to you and explodes.

**MAX**



Kicks the ice cubes away.

**ROCKY**



Tries to hide as an ice cube.

**MYRTLE**



Uses her shell like a drill.



# ROOKER




Bounces your  
breath back at you.

# BONKERS



Rolls his beach  
ball at you.

# SHADES



Tries to freeze  
you with breath.

# EQUALIZER



Fires cannon balls  
at you constantly.

# SPINY



The indestructible  
whirling enemy.

# GALE



Like Spiny, he's  
indestructible.



# ITEMS



**DREAM  
BAG**

Kickle must save the people that are trapped in these Dream Bags.



**1-UP**

By picking up this item you will gain an additional Kickle.



**ICE POP**

Kickle gets big points picking up these.



**PRINCESS  
MIRA'S  
RING**

If you get the ring, you'll go to a Bonus Stage.



# OBJECTS



## ROCK

You cannot go over these rocks. You can use them to stop ice cubes.



## SLIPPERY ICE

Noggles can not go here.



## BASE ROCK

Enemies appear from here. It can't be destroyed.



## SPRING

Springs an ice cube across the screen. Watch out!



## WATER HOLE

You can't fill or walk across these holes in the ice.



## BREAKER

Shatters ice cubes that strike his corners.



## HAMMER

Changes ice cube direction and hits enemies.



## POWER ROCK

Hit this and all the enemies will freeze.



# SPECIAL TECHNIQUES

## 1. You can walk on the water!

You can build a bridge across the water. Freeze a Noggle and push the resulting ice cube toward the open water.

When the ice cube hits the water it will turn into a piece of land so you can walk across. Neat, huh?



## 2. Two good tricks you can do with the Hammer.

The Hammer is good for turning ice cubes. Push one at a Hammer. When it hits, the Hammer will come around and hit the cube away.

The Hammer can also knock the enemies away from you. Push it when they approach. Be careful, the Hammer can hit you too!





### 3. Tips on using the Spring.

Watch out when pushing ice cubes against the springs. They can bounce back and hit you. Once an ice cube is bouncing back and forth,

you can stop it by creating an ice pillar in front of it. The pillar will not break the ice cube and you will then be able to use the cube.



### 4. If you find yourself stuck, then ...

It is possible to get Kickle stuck between blocks. You will lose your current Kickle, but you can restart by pressing the SELECT Button.

**HA HA**

**HA HA**






# Kickle's Diary









# COMPLIANCE WITH FCC REGULATIONS

This equipment generates and uses radio frequency energy and if not installed and used properly, in strict accordance with the manufacturer's instructions, it may cause interference to radio and television reception. It has been type-tested and found to comply with the limits for a Class B computing device in accordance with the specifications in subpart J of Part 15 of FCC Rules, which are designed to provide reasonable protection against such interference in a residential installation. However, there is no guarantee that interference will not occur in a particular installation. If this equipment does cause interference to radio or television reception, which can be determined by turning the equipment off and on, the user is encouraged to try to correct the interference by one or more of the following measures:

- \* Reorient the receiving antenna.
- \* Relocate the NES with respect to the receiver.
- \* Move the NES away from the receiver.
- \* Plug the NES into a different outlet so that the Control Deck and receiver are on different circuits.

If necessary, the user should consult the dealer or an experienced radio/television technician for additional suggestions. The user may find the following booklet prepared by the Federal Communications Commission helpful: "How to Identify and Resolve Radio-TV Interference Problems." This booklet is available from the U.S. Government Printing Office, Washington D.C. 20402, Stock No. 004-000-00345-4.

## LIMITED 90-DAY WARRANTY

Irem America Corporation ("IREM AMERICA") warrants to the original consumer purchaser for a period of ninety (90) days following the original retail purchase of this Game Pak ("PAK"), that the PAK is free from substantial errors or defects that will materially interfere with the operation of the program as described in the enclosed user documentation.

If you believe you have found any such error or defect in the program during the warranty period, call Irem America's Technical Support Department, (206) 882-1093 between the hours of 9:00 AM and 5:00 PM (Pacific time), Monday through Friday. The technical personnel of Irem America will attempt to help you correct or avoid the problem. If any such error or defect cannot be corrected or reasonably avoided by the customer, Irem America will inform you how to obtain a corrected PAK (or, at Irem America's option, Irem America may authorize a refund of your purchase).

This warranty shall not apply if the PAK has been damaged by negligence, accident, unreasonable use, modification, tampering, or by causes unrelated to defective materials or workmanship.



# **LIMITATIONS ON WARRANTY**

Unauthorized representations: Irem America warrants only that the program will perform as described in the user documentation. No other advertising, description, or representation, whether made by an Irem America dealer, distributor, agent, or employee shall be binding upon Irem America or shall change the terms of this warranty.

Implied warranties limited: Except as stated above, Irem America makes no other warranty, express or implied, regarding this product. Irem America disclaims any warranty that the software is fit for a particular purpose, and any implied warranty of merchantability shall be limited to the ninety (90) day duration of this limited express warranty and is otherwise expressly and specifically disclaimed. Some states do not allow limitations on how long implied warranty lasts, so the above limitation may not apply to you.

No consequential damages: Irem America shall not be liable for special incidental, consequential, or other damages, even if Irem America is advised of or aware of the possibility of such damages. This means that Irem America shall not be responsible or liable for lost profits or revenues, or for damages or costs incurred as a result of loss of time, data, or use of the software, or from any other cause except the actual cost of this product. In no event shall the liability of Irem America exceed the purchase of this product. Some states do not allow the exclusion or limitation of incidental or consequential damages, so the above limitation or exclusion may not apply to you.

The provisions of this warranty are valid in the United States only.

For technical support on this or any other products  
of Irem America, call (206) 882-1093.

---

IREM AMERICA CORP.  
8335 154TH AVE NE  
REDMOND WA 98052-9836





**IREM AMERICA CORP**

**Innovations in Recreational Electronic Media**

© 1990 **Irem** America Corp.  
Printed in Japan